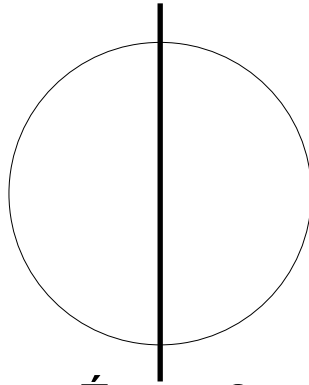
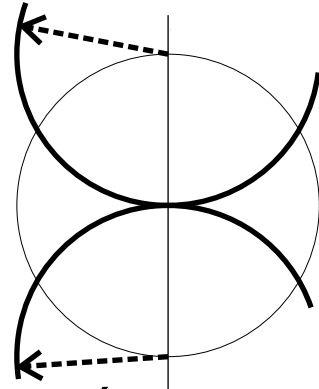


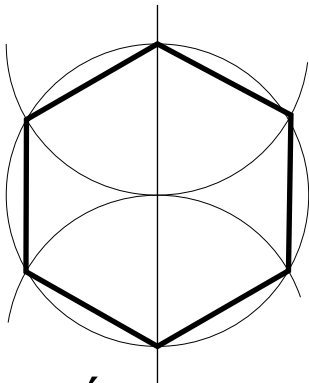
Étape 1



Étape 2

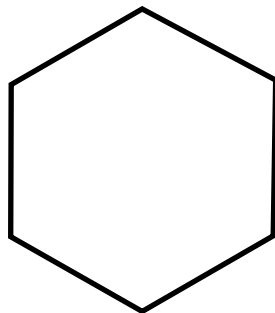


Étape 3



Étape 4

Un hexagone (du grec hexi = six et gonia = angle) est un polygone à six sommets et six côtés. Un hexagone peut être de forme régulière (polygone régulier) ou irrégulière (polygone irrégulier).



Les angles internes d'un hexagone régulier sont tous de  $120^\circ$ .

L. Bodart

Éch: \_\_\_\_\_ Date: \_\_\_\_\_ Nom \_\_\_\_\_


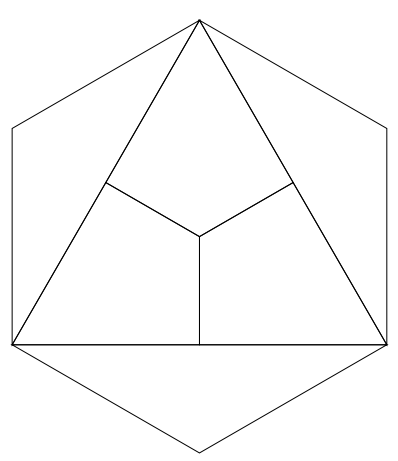

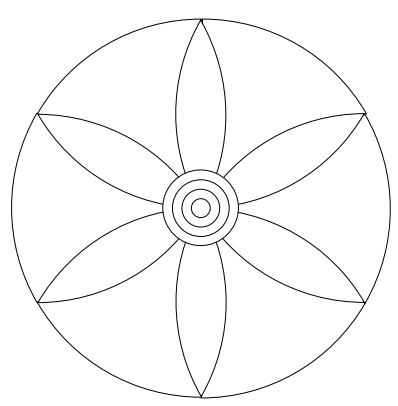
Construction géométrique

Classe: \_\_\_\_\_

L'hexagone régulier

Exe: \_\_\_\_\_



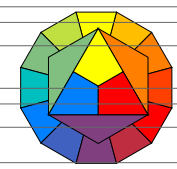


L. Bodart

Éch: \_\_\_\_\_ Date: \_\_\_\_\_ Nom \_\_\_\_\_

Construction géométrique

L'hexagone régulier

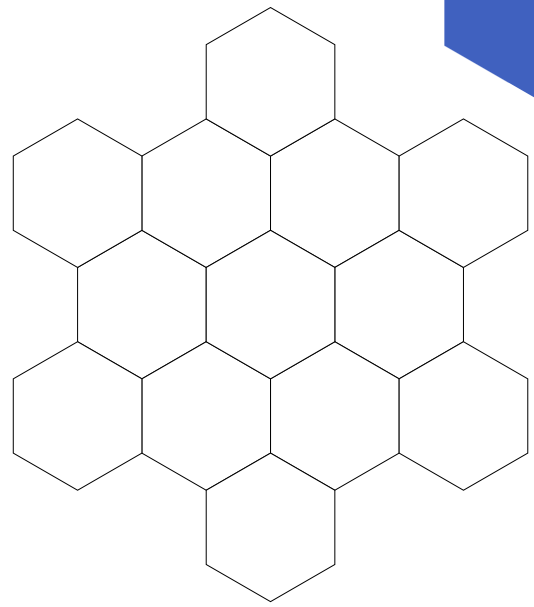


Classe: \_\_\_\_\_

Exe: \_\_\_\_\_

[Http://eqba.collegesaintandre.be/](http://eqba.collegesaintandre.be/)

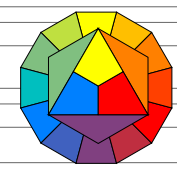




L. Bodart

Éch:	Date:	Nom
------	-------	-----

Construction géométrique  
L'hexagone régulier




Classe:

Exe:

[Http://eqba.collegesaintandre.be/](http://eqba.collegesaintandre.be/)



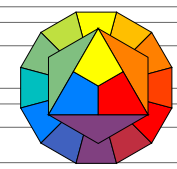


L. Bodart

Éch:	Date:	Nom
------	-------	-----

Construction géométrique

L'hexagone régulier

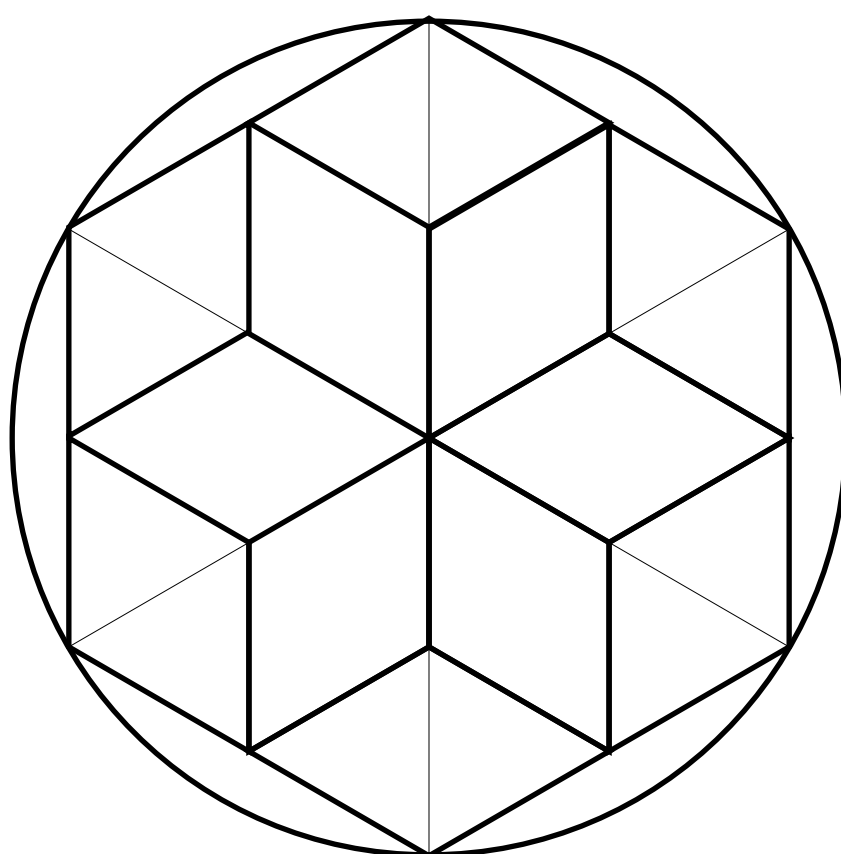


Classe:

Exe:



[Http://eqba.collegesaintandre.be/](http://eqba.collegesaintandre.be/)



L. Bodart

Éch:	Date:	Nom
------	-------	-----

Construction géométrique	
L'hexagone régulier	
<a href="http://eqba.collegesaintandre.be/">Http://eqba.collegesaintandre.be/</a>	

Classe:
Exe: